

INFINEUM

AFTON

LUBRIZOL




CHEVRON

PRODUCT CATALOG



FIRST RUSSIAN SN ADDITIVE PACKAGE

OR 27 YEARS UNTIL FIRST OIL CANISTER



WHY IS THE RUSSIAN PACKAGE OF ADDITIVES SO IMPORTANT?

Due to the raw material crisis in 2023, the supply of additive packages to Russian market for the production of oils was stopped. Previously, they were supplied by manufacturers from the US and the UK (Afton, Infineum, Lubrizol, Chevron).

The issue was particularly acute with modern SN additive package, which has not yet been produced in Russia.

WHAT ARE WE FIRST IN?

Our company has started its development at the end of summer. After 8 months of testing, we are pleased to offer not only the SN package for blenders, but also the ability to configure it to market requirements,

guaranteeing a stable supply. And for consumers we've created a motor oil 5W-30 with unique properties. A special polymer, esters, alkylated naphthalenes (AN) make the oil strong, energy-saving with low-burn chance, and the VHVI base makes it affordable to a wide range of consumers.

Vasily Kuzmin
Director VMPAUTO LLC

WHAT IS SN?

Class SN was approved on October 1, 2010 and has been updated annually since then. Oils of this class meet high environmental requirements, have good performance characteristics, and help protect the engine. The difference between API SN and previous API classifications is the limitation of phosphorus content for compatibility with modern exhaust gas neutralization systems, as well as integrated energy saving standards.

ON WHAT GROUNDS DO WE CLAIM THAT WE MEET THE SN CLASS?

Compliance with the class is confirmed by independent laboratories that have carried out the necessary physical and chemical studies of the oil. A positive conclusion from the Polytechnic University of Peter the Great, where they passed many hours of oil testing on engine stands. Successful tests in the engines of vehicles operated in various climatic and road conditions. All this allows us to assert that our oil fully meets the requirements of the SN class.

VMPAUTO's 5w30
3-SN formula

ESTER

AN

+

SN

VMPAUTO's additive
package

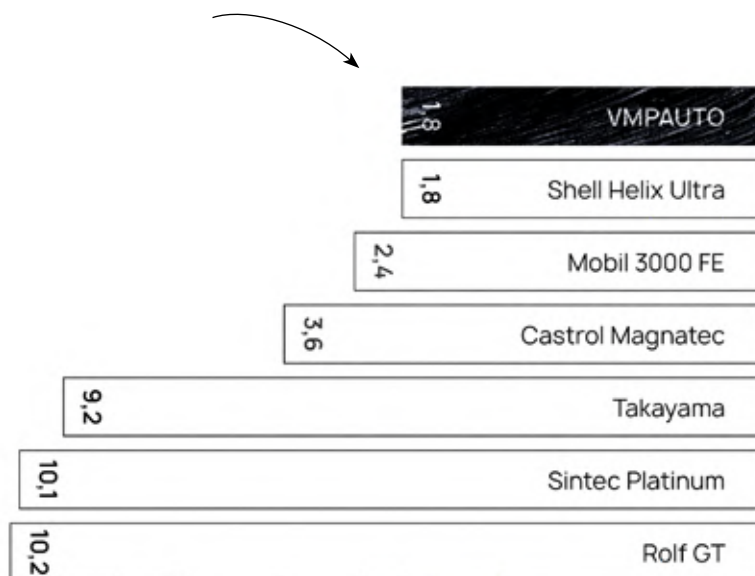
VHVI

ПОЛИМЕР



Shear Stability Index (SSI)

*The lower the index, the
longer the oil retains its
properties.*



RETAINS PROPERTIES FROM CHANGE TO CHANGE

A special polymer, esters, alkylated naphthalenes (AN) make the oil strong, energy-saving with low-burn chance, and the VHVI base makes it affordable to a wide range of consumers.

cross code
9212

cross code
9210




5W-30 A3/B4

5W-30 A5/B5

5W-30 C3

5W-40 A3/B4

5W-40 C3



DEVELOPMENT → PRODUCTION
ON → PACKAGE → EXTENSION



cross code
1413

cross code
8518



cross code
1364



cross code
9212



cross code
9406



cross code
1426



cross code
9208



cross code
9209



cross code
9206



cross code
9207



cross code
7206



cross code
7207

2-T OIL IN TUBES 200 ML

Don't overpay for the whole canister. 200 ml is enough for 20 saw tanks. Affordable price and ease of use.



*Dispense
with 50 ml
accuracy*



For all types of 2t engines





VMPAUTO 2T OIL



OEM OIL



MINIMUM CONTAMINATION

A balanced low ash proprietary additive package ensures cross cleanliness and wear protection.

ASH
CONTENT
NO MORE
0.01%

POLISHING PASTE FOR EXPERTS



CIRCLE TYPE:



Hard foam



medium foam

DISC ROTATION
SPEED FOR
ROTARY
MACHINE::

1000 - 1800
rpm

ROTATION TYPE:



Cross code 7206

REPLACES: 3M 50417 FAST CUT PLUS,
DETAIL MEDIUM CUT, MENZERNA 2500
MEDIUM CUT POLISH



CIRCLE TYPE:



Soft Foam

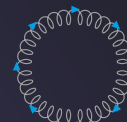


medium foam

DISC ROTATION
SPEED FOR
ROTARY
MACHINE::

1200 - 2000
rpm

ROTATION TYPE:



Cross code 7207

REPLACES: RAND RS 666-4 ULTRAFINE
NANO PERFORMANCE, DETAIL DIAMOND
POLISH, MENZERNA 3800 SUPER FINISH
PLUS

CLEAN GARAGE

Removes the «cobweb»; with scratches you have to work a little longer. Also removes the hologram. The finish paste is amazing! On foam rubber showed itself perfectly.

Boev Maxim
Founder of Clean Garage detailing workshop



The surface of the BMW X3 paintwork before polishing



The surface of the BMW X3 paintwork after polishing with P2000

A THIN LAYER CLEANSES, LUBRICATES, PROTECTS..

An unusually thin layer perfectly lubricates mechanical elements. At the same time, the absence of excess oil prevents premature contamination of the weapon.



cross code
8518





Lubricant-cleaner dissolves soot so well that it minimizes the use of metal brushes, thereby increasing barrel life

Oleg. Instructor of the Baltic Shooting Club. Saint-Petersburg



PARTS CLEANING WITHOUT DISASSEMBLY

Ton-alkaline foam cleaner of engine parts softens, dissolves and washes away varnish and resinous deposits.

— ODORLESS

No more nausea from kerosene

— WASHABLE WITH WATER

Simple and fireproof.

— DOES NOT AFFECT ALUMINUM, STEEL AND CAST IRON

Unlike alkaline anti-fat products



cross code
9406

cross code 9409

5L CANISTERS
FOR WORKSHOPS



BEFORE



AFTER

WORKS IN HARD WINTER AND HOT SUMMER



Only synthetic lubricant can ensure long-term operation of the assembly in conditions of extreme temperature fluctuations. And we created it

DESIGNED SPECIFICALLY FOR NEEDLE BEARINGS:

Does not contain solid additives (particles of graphite, disulfide molybdenum, etc.), which can block the operation and even cause wear of the needle bearings of the cross joint. Optimum viscosity ensures high penetration into small gaps.





LONG LIFE FOR THE LIFETIME OF THE JOINT

PROPERTIES:


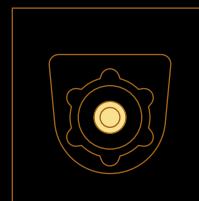
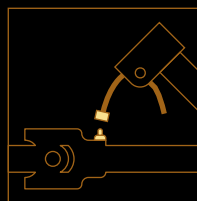
- SYNTHETIC (PAO)
- DOES NOT WASH OUT WITH WATER
- COMPOSITION WITHOUT SOLID PARTICLES
- PROTECTS FROM CORROSION

WORKS

FROM -50°C TO $+180^{\circ}\text{C}$

APPLICATION:

- SHAFT CROSSBOW
- SUSPENDER SHAFT BEARING
- SHAFT SPLINE
- ?



Полная инструкция
по применению смазки крестовин
по ссылке. Сканируй QR код:





A KIT OF THREE SOLUTIONS
TO GET THE ENGINE
CLEAN AGAIN



1. Foam Carbon Cleaner cleans the combustion chamber: raise the compression
2. Decarboil oil purges the oil system, eliminates oil burn
3. Resurs increases engine reliability

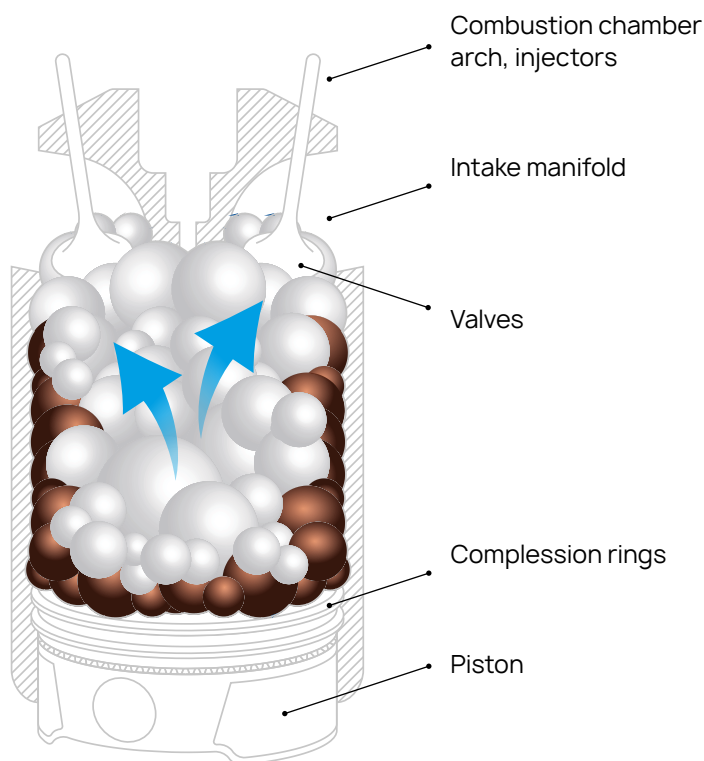


cross code
8505



POWER YOUR ENGINE BACK

Decarbonizes the arch of the combustion chamber, the piston, compression rings, valves and intake manifold



ПОЧЕМУ ПЕННЫЕ РАСКОКСОВКИ ЛУЧШЕ ЖИДКИХ?

В отличие от обычной жидкой раскоксовки, объемная пена «Валера» заполняет и очищает всю камеру сгорания, а не только верхнюю часть поршня. Пенная раскоксовка «Валера» способна очистить клапаны через впускную систему.

ALIGNS CYLINDER COMPRESSION

ALSO INCREASES POWER, REDUCES FUEL
CONSUMPTION AND RETURNS ENGINE STABILITY

INSTRUCTIONS

1. Cleaning should be carried out on warm, but not hot engine. Set pistons to medium position. Unscrew the candles, fill the chamber combustion or intake tract cleaning foam.
2. Wait for the foam to subside (approximately 5 minutes), and repeat the operation. Optimal number of operations is 5 times.
3. Pump out contamination with a syringe and pipe from the kit.
4. Blow out the combustion chamber with compressed air. Screw in the spark plugs in and start the engi

PRODUCT CONSUMPTION PER ENGINE CAPACITY

210 ml	-----	1,5 l
400 ml	-----	2,5 l
650 ml	-----	3,5 l

t 50°C

Optimum motor temperature
for product application.

Full instructions on the site:



ЗАПЕНИТЬ 5 РАЗ ПО 5 МИНУТ

ОТКАЧАТЬ ЗАГРЯЗНЕНИЯ ШПРИЦЕМ

cross code
9601



A DECARBO- NIZER, NOT A FLUSH

Decarboil is added into the oil as a flush. Does not require more time than an ordinary flush - only 20 minutes. Gets to the oil channels and coked rings, unblocking them

100 TIMES MORE POWERFUL THAN CONVENTIONAL FLUSHES

Conventional flushes do not dissolve deposits and can't free the rings from deposits. They are used to more completely remove used oil during a change.

Decarboil is the only product that decokes the engine through the oil system. The cotton swab test confirms this. Try to wash off the varnish with any other flush.



APPLICATION


1. Check the oil level and select the dosage of the composition. The bottle is designed for 4-5 liters of oil, or 25 ml per 1 liter of oil.
 2. Warm up the engine to operating temperature, turn off, pour the composition into the old or flushing oil. Start the engine.
 3. For effective cleaning, it is necessary to keep the engine speed in the range of 1700-2300 rpm for 20-25 minutes without pressure. Stop the engine.
 4. Be sure to change the oil with decarboil and the filter before the engine cools down completely. Do not leave for more than 1 hour. After changing the filter and oil, immediately start the engine and let it run for 10-15 minutes.
 5. After application in an internal combustion engine with a painted oil pan, it is necessary to make sure that the paintwork is intact, if necessary, remove the paint.
- If necessary, repeat the rinsing process.
- Apply when the product temperature is above +10°C.

cross code
4305



AFFORDABLE PRICE. IMMEDIATE EFFECT

RESURS NEXT concentrated is more affordable than analogues due to packaging, and it is also easy to use - mix with a small portion of oil, stir and the supplement is ready. This saves money with every use. All other properties are similar to the usual compositions of RESURS TOTAL ENGINE.



RESURS copper-silver-tin nanoparticles fill in wear marks, restoring engine performance. REDUCES oil burn and improves compression



POLYTECH

RESURS technology tested and approved by St. Petersburg Polytechnic University

RESURS® technology protected by patents
US 7, 375, 060 B2;
EN 2247768



ADD RESURS WITH EVERY OIL CHANGE

INCREASES ENGINE LIFE UP TO 50% DURING REGULAR USE. ACTIVE ALREADY AFTER 150 KM OF RUN

WHEN RESURS WILL HELP

Topping up volume per 1000 km

Instruction

Up to 250 ml



Use the RESURS for prevention

250 - 500 ml



Use RESURS with every change oils

Over 500 ml



Contact car service

DOSAGE TABLE

1 sachets equals
1 bottle of Resurs
TOTAL



=



Oil volume

Protection

Restoration

3-5 litres

----- 1 pcs ----- 2 pcs

6-10 litres

----- 2 pcs ----- 4 pcs

10-13 litres

----- 3 pcs ----- 6 pcs

With a car mileage of more than 100,000 km, double the dosage.



MIX WITH OIL

ADD IN THE ENGINE

MASTER-LUBRICANT FOR PROFESSIONALS

CONVERTS RUST
INTO PROTECTIVE
LAYER





cross code
8606

- Synthetic: does not affect rubber and plastic
- Does not dry out
- Eliminates squeak permanently



EASY ASSEMBLY AND RELIABLE PROTECTION IN THE FIRST MINUTES AFTER START

After starting, it completely dissolves in oil, without changing its physical and chemical properties.



cross code
1422

cross code
1424



cross code
1426



SPRAY FOR ENGINES

VISUAL CONTROL AND HIGH
APPLICATION SPEED

Analogues:

Liqui Moly LM 48 Spruhpaste



PASTE FOR ENGINES

WITH MAXIMUM PARTS STICKING
DURING ASSEMBLY

Analogues:

Liqui Moly LM 48 Montagepaste,
Lubriplate L0034-094 No. 105
Motor Assembly Grease



GREASE FOR GEARBOXES

PREVENTS DAMAGE TO
RUBBER ELEMENTS

Analogues:

TransJel Gold (SBX-Filtran),
Lubegard Assemblée goo



ORDER
UNDER
PRIVATE
LABEL



cross code
1523

WHY EXPERTS CHOOSE PAG?

There are no strict requirements for layer thickness or pre-cleaning. Forgives the shortcomings of parts - wear and tear. Due to the viscous composition, it fills the bumps, makes the caliper work smoothly, you feel the car better and braking distances is getting shorter.

- If the guides are worn and wobble a little.
- If there is a risk of mixing with old grease or other particles.
- When the caliper manufacturer recommends
- polyalkylene glycol lubricant





Alexander Davydov

«Volk Brake Performance» LLC
Brake Workshop CEO Manager





MULTIPURPOSE



REMOVES: TRW PFG 110, Toyota Rubber Grease, Niglube RM, Molykote G-3407, Liqui Moly, Kluber Syntheso GLEP1




OIL ADDITIVES RANGE

PROTECTION AND
ENGINE RECOVERY WITH
EVERY OIL CHANGE



4301



4305



4304



FUEL ADDITIVES RANGE

JUST ADD INTO
FUEL TANK



9411

9403

9510

9515

9503

9303